



Town of Chatham
Department of Public Works
221 Crowell Road
Chatham, MA 02633



Tel: (508) 945-5155
Fax: (508) 945-5152
www.chatham-ma.gov

TO: Honorable Select Board
Jill R. Goldsmith, Town Manager

FROM: Rob Faley, Director, Department of Public Works

DATE: June 5, 2025 (for the June 10, 2025 SB Meeting)

SUBJECT: Chatham Wells, PFAS, and Drinking Water Testing and Pumping Update

The following is a water supply update for the month of May 2025:

- Pumps have been running 3-11 hours per day
- We did not receive any low-level alarms this month

Training Field Wells 5 and 8 - Permanent Treatment Facility

1. Project Update:
 - Exterior brick work is 99% complete.
 - Roof trusses have been installed.
 - Roof work is ongoing.
 - Interior piping and valve work continues.



Mill Pond Wells 10 and 11 - Pumping & Treatment Update

1. The Energy and Environmental Affairs Office has the required documents regarding the Conservation Easement for Well 10, and we are waiting for them to either respond or provide finalized documents for signature.

Water Sampling

- 10 bacteria samples were taken for the month of May and the results reported to DEP. All samples were free of bacteria.
- Monthly treatment plant samples for Alkalinity and Orthophosphates were taken.
- Nitrate samples were taken from South Chatham Treatment Plant and the Water Treatment Plant.
- 60 residential lead and copper samples were collected along with samples from the two public schools and 2 daycares. We are awaiting the results.

Station Maintenance

- Routine and annual maintenance and housekeeping were performed at all stations.
- Static and dynamic (drawdowns) water level readings were recorded for each well.
- The VFD at Well 1 has failed and is on order.
- The gaskets on the hatch for filter #410 at the water treatment plant were replaced in-house.
- The chlorine transfer pump at the water treatment plant was replaced in-house.
- Well #4 was flushed and sampled to go on-line.
- EDR on site for SCADA upgrades.

System Maintenance

- Hydrant painting continued.
- The flushing program was completed with all blow-offs being flushed.
- Veolia staff completed hydrant repair on Bassett Lane.
- Water restrictions put into place.

Meter Reading

- Water meter readings were completed for the month of May.

Veolia staff gave a tour of the water treatment plant to the Council on Aging.

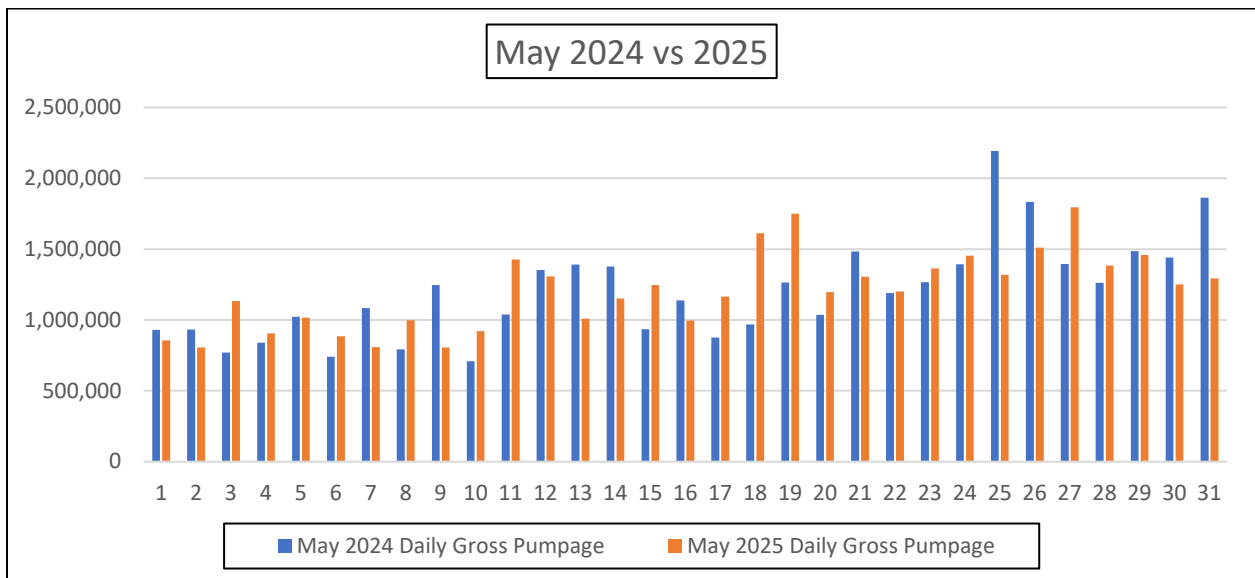
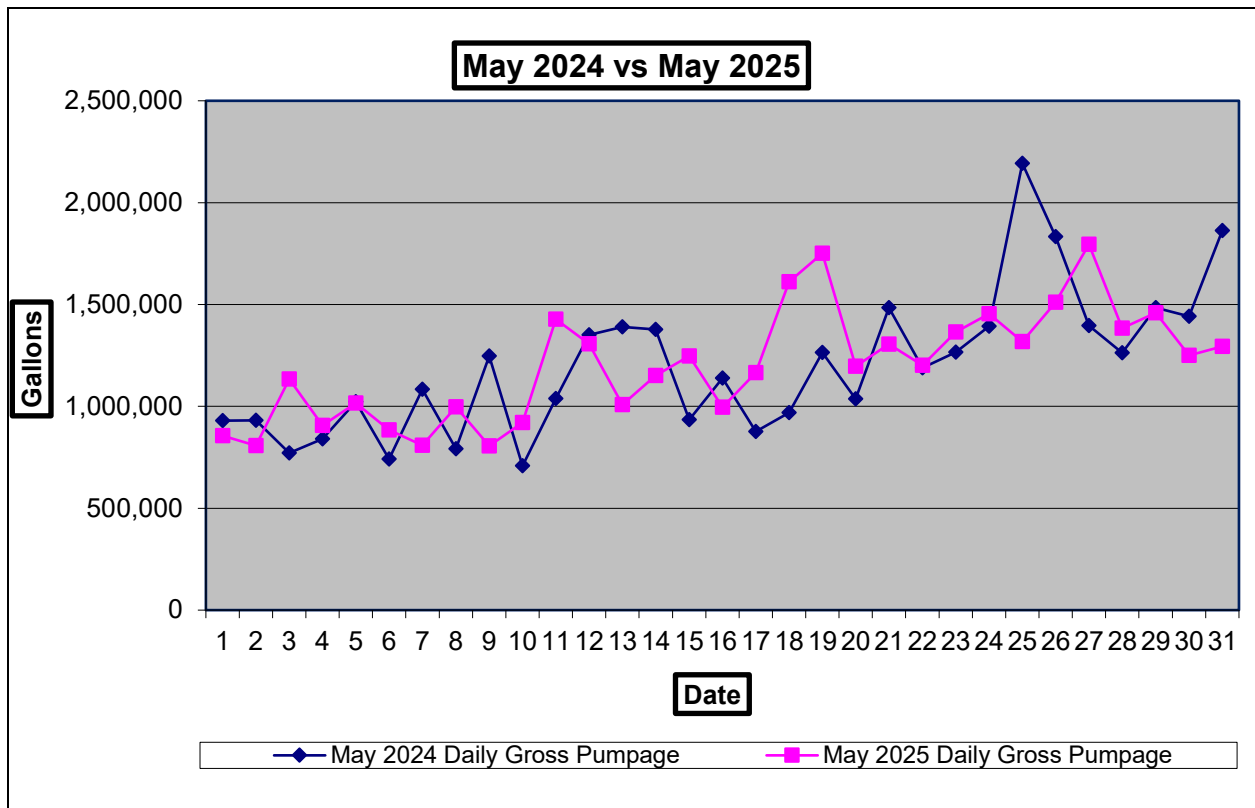
Meter Activities

Dig Safes	New	Final	Turn on/off	Repair	Replace & Install Radio	Inspections
256	9	16	48	28	14	21

May 2024 vs 2025 Pumping Comparison

DATE	May 2024 Daily Gross Pumpage	May 2025 Daily Gross Pumpage	May 2024 vs. May 2025 Increase / Decrease (Gallons)	May 2024 vs. May 2025 Increase / Decrease (Percent)
1	930,200	856,500	(73,700)	-8%
2	932,100	806,900	(125,200)	-13%
3	770,800	1,134,000	363,200	47%
4	840,600	905,700	65,100	8%
5	1,022,300	1,016,700	(5,600)	-1%
6	741,000	883,900	142,900	19%
7	1,084,200	808,300	(275,900)	-25%
8	792,200	997,400	205,200	26%
9	1,246,400	806,100	(440,300)	-35%
10	707,700	920,700	213,000	30%
11	1,038,500	1,427,400	388,900	37%
12	1,351,500	1,306,700	(44,800)	-3%
13	1,390,700	1,008,300	(382,400)	-27%
14	1,378,300	1,150,800	(227,500)	-17%
15	934,500	1,246,800	312,300	33%
16	1,138,500	995,900	(142,600)	-13%
17	876,200	1,165,900	289,700	33%
18	969,500	1,611,200	641,700	66%
19	1,264,200	1,750,900	486,700	38%
20	1,036,300	1,197,000	160,700	16%
21	1,484,200	1,304,800	(179,400)	-12%
22	1,189,000	1,201,100	12,100	1%
23	1,265,600	1,364,200	98,600	8%
24	1,392,600	1,454,000	61,400	4%
25	2,192,600	1,317,700	(874,900)	-40%
26	1,832,900	1,510,800	(322,100)	-18%
27	1,396,300	1,795,600	399,300	29%
28	1,262,500	1,383,900	121,400	10%
29	1,484,600	1,459,100	(25,500)	-2%
30	1,441,600	1,250,800	(190,800)	-13%
31	1,862,800	1,294,600	(568,200)	-31%
Total	37,250,400	37,333,700	83,300	0.2%

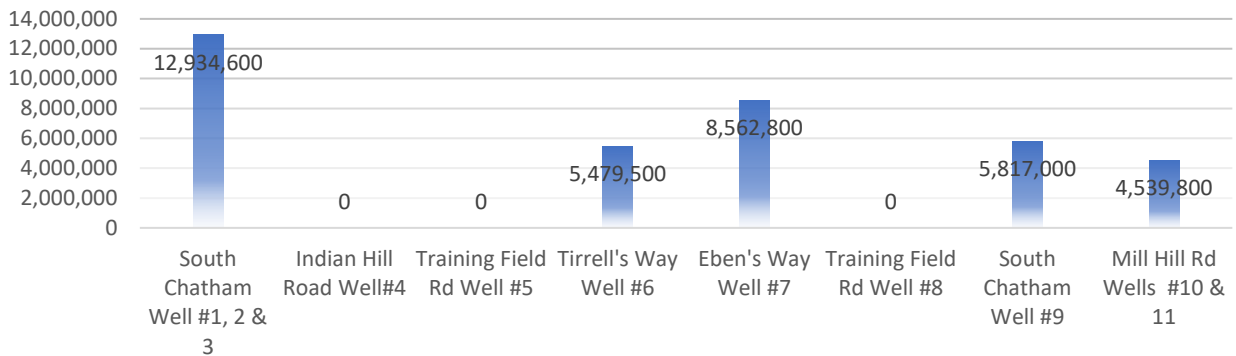
May 2024 vs 2025 Pumping Graphs



May 2025 Monthly Pumping Report

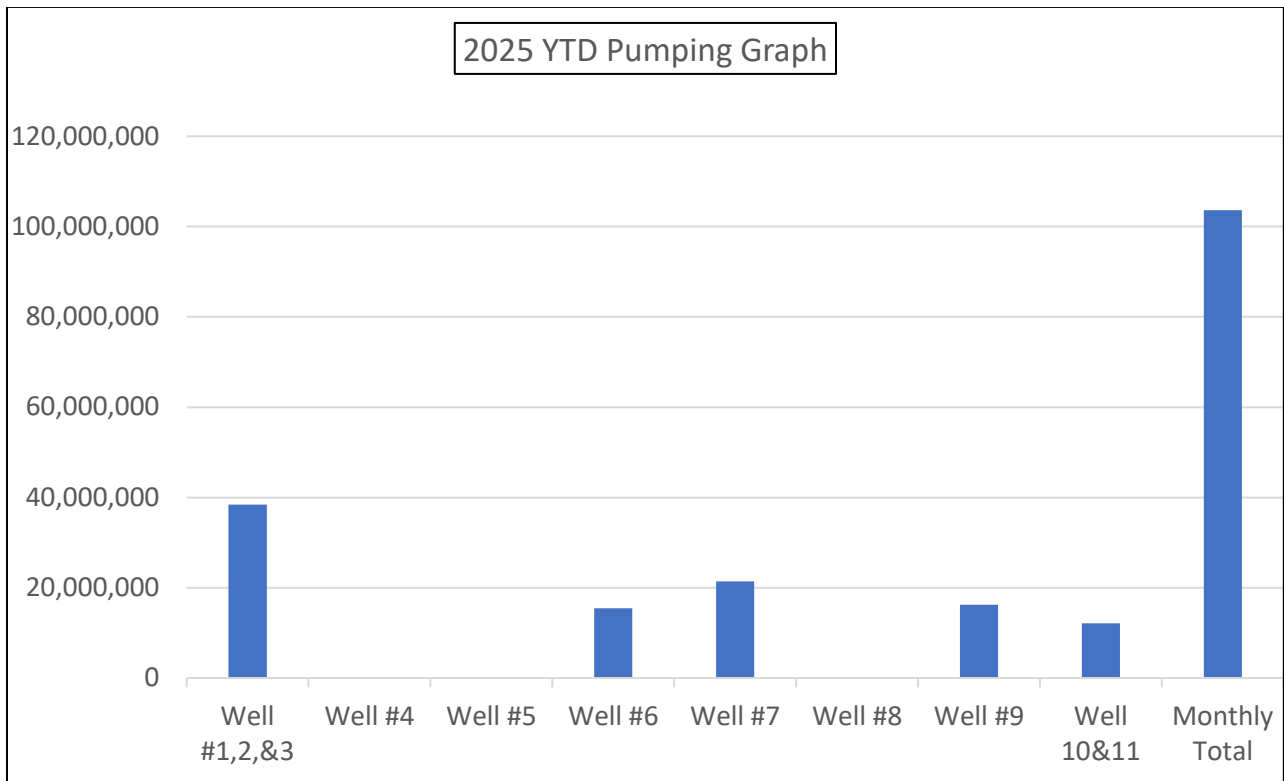
Chatham Water Department		MONTHLY PUMPAGE REPORT					MAY 2025					
DATE	DAY	South Chatham Well #1, 2 & 3	Indian Hill Road Well#4	Training Field Rd Well #5	Tirrell's Way Well #6	Eben's Way Well #7	Training Field Rd Well #8	South Chatham Well #9	Mill Hill Rd Wells #10 & 11	Daily Gross Pumpage	7 Day Pumpage Totals	
1		285,300			124,500	212,900		130,200	103,600	856,500	856,500	
2		217,900			95,300	71,400		99,700	322,600	806,900	1,663,400	
3		439,400			159,300	210,100		158,600	166,600	1,134,000	2,797,400	
4		309,600			143,100	183,400		140,500	129,100	905,700	3,703,100	
5		370,600			156,500	202,200		172,400	115,000	1,016,700	4,719,800	
6		282,000			145,500	198,100		169,800	88,500	883,900	5,603,700	
7		207,000			143,600	232,200		124,400	101,100	808,300	6,412,000	
8		388,600			210,700	174,700		208,700	14,700	997,400	6,552,900	
9		373,700			116,600	194,200		121,600		806,100	6,552,100	
10		394,400			137,500	232,800		156,000		920,700	6,338,800	
11		517,700			264,200	444,500		201,000		1,427,400	6,860,500	
12		788,800			105,700	179,500		232,700		1,306,700	7,150,500	
13		386,400			170,500	290,300		161,100		1,008,300	7,274,900	
14		314,300			181,700	309,600		201,700	143,500	1,150,800	7,617,400	
15		503,800			168,500	280,100		181,300	113,100	1,246,800	7,866,800	
16		338,800			129,100	226,200		138,000	163,800	995,900	8,056,600	
17		420,800			156,000	266,100		171,600	151,400	1,165,900	8,301,800	
18		634,200			226,800	381,700		257,000	111,500	1,611,200	8,485,600	
19		1,032,900			98,000	167,400		82,900	369,700	1,750,900	8,929,800	
20		525,100			149,400	220,100		191,700	110,700	1,197,000	9,118,500	
21		501,900			188,400	207,900		197,400	209,200	1,304,800	9,272,500	
22		119,100			221,200	378,500		223,200	259,100	1,201,100	9,226,800	
23		237,600			258,200	426,900		193,000	248,500	1,364,200	9,595,100	
24		397,500			264,000	362,400		211,300	218,800	1,454,000	9,883,200	
25		406,000			156,900	269,000		247,400	238,400	1,317,700	9,589,700	
26		446,000			225,400	380,100		268,400	190,900	1,510,800	9,349,600	
27		543,600			260,100	444,600		274,300	273,000	1,795,600	9,948,200	
28		378,600			207,500	355,100		240,300	202,400	1,383,900	10,027,300	
29		404,200			234,500	409,300		246,900	164,200	1,459,100	10,285,300	
30		383,400			179,900	307,100		199,800	180,600	1,250,800	10,171,900	
31		385,400			200,900	344,400		214,100	149,800	1,294,600	10,012,500	
Total		12,934,600			5,479,500	8,562,800		5,817,000	4,539,800	37,333,700	37,333,700	
								Minimum		806,100		
								Maximum		1,795,600		
								Average		1,204,313		

MAY 2025 PUMPING GRAPH



2025 YTD Pumping Report

	Well #1,2,&3	Well #4	Well #5	Well #6	Well #7	Well #8	Well #9	Well 10&11	Monthly Total	Last Years Pumping	Variance
January	5,680,400	0	0	2,509,200	3,195,700	0	2,623,300	2,148,600	16,157,200	16,575,600	-418,400
February	5,126,000	0	0	2,143,400	2,872,300	0	2,301,200	832,200	13,275,100	14,695,600	-1,420,500
March	6,818,100	0	0	2,220,100	2,667,800	0	2,208,800	2,028,500	15,943,300	16,932,900	-989,600
April	7,889,300	0	0	3,126,000	4,075,800	0	3,278,300	2,554,100	20,923,500	21,779,800	-856,300
May	12,934,600	0	0	5,479,500	8,562,800	0	5,817,000	4,539,800	37,333,700	37,250,400	83,300
June									0		0
July									0		0
August									0		0
September									0		0
October									0		0
November									0		0
December									0		0
Totals	38,448,400	0	0	15,478,200	21,374,400	0	16,228,600	12,103,200	103,632,800	107,234,300	-3,601,500



2025 YTD Unmetered Water Usage

Type of use	January	February	March	April	May
Well Treatment Operations	315,152	365,521	452,949	505,300	534,856
Flushing & Blowoffs	815,425	374,600	2,189,654	3,977,575	1,359,700
New Main Activations	0	0	0	0	0
Fire Flow Testing	37,830	0	0	0	0
Fire Dept Usage	195,000	78,250	53,750	74,350	250,000
Hydrant Maintenance	0	0	0	0	0
Highway & Landfill Use	0	0	0	0	0
WWTP / Jetting	0	0	1,000	0	0
Other known use				221,700	
Total	1,363,407	818,371	2,697,353	4,778,925	2,144,556

Chatham 5-year Pumping Comparison (Month of May)

May Date	May 2021 Daily Gross Pumpage	Hours	May 2022 Daily Gross Pumpage	Hours	May 2023 Daily Gross Pumpage	Hours	May 2024 Daily Gross Pumpage	Hours	May 2025 Daily Gross Pumpage	Hours	Average Daily Pumpage (gallons)	Average Daily Pumpage (hours)
1	1,134,000	7.75	850,400	5	928,400	5	930,200	9	856,500	5.5	939,900	6.45
2	1,199,400	8.5	817,100	5	978,400	5	932,100	8	806,900	7.5	946,780	6.8
3	945,200	10	732,000	4	1,019,800	6.25	770,800	7	1,134,000	2.5	920,360	5.95
4	965,000	6	766,600	5	1,014,900	5.75	840,600	6	905,700	6.25	898,560	5.8
5	1,039,500	7	805,800	4	793,300	4.5	1,022,300	7	1,016,700	5.75	935,520	5.65
6	1,141,500	8.75	696,200	5	1,159,000	6.5	741,000	7.75	883,900	6	924,320	6.8
7	1,008,400	6.25	801,900	6	1,321,300	7.25	1,084,200	12.25	808,300	3.75	1,004,820	7.1
8	1,090,300	7	929,700	6	1,268,600	7	792,200	7.5	997,400	8.75	1,015,640	7.25
9	1,335,300	8.25	883,700	7	1,388,600	8	1,246,400	18.75	806,100	5.75	1,132,020	9.55
10	1,235,000	9.25	902,200	7	1,238,400	7	707,700	7	920,700	6	1,000,800	7.25
11	1,364,100	8.25	788,500	6	1,454,700	8	1,038,500	11.5	1,427,400	6	1,214,640	7.95
12	1,274,700	8	1,004,200	5	1,265,000	7.25	1,351,500	12.75	1,306,700	10.25	1,240,420	8.65
13	1,491,800	9.5	814,900	6	1,491,000	8.5	1,390,700	10	1,008,300	5.25	1,239,340	7.85
14	1,523,600	9.75	957,900	5	1,638,600	8	1,378,300	8	1,150,800	7.5	1,329,840	7.65
15	1,799,600	11	1,065,000	5	1,504,500	9	934,500	5	1,246,800	7.5	1,310,080	7.5
16	2,037,200	12	827,800	5	1,857,300	10.5	1,138,500	5	995,900	7.25	1,371,340	7.95
17	1,560,300	8.25	1,680,800	7	1,494,200	7.75	876,200	9.25	1,165,900	9	1,355,480	8.25
18	1,859,800	11.5	1,030,200	7	1,949,100	10	969,500	6.25	1,611,200	7	1,483,960	8.35
19	1,890,300	11.5	1,118,200	6	1,535,200	7.25	1,264,200	7.25	1,750,900	10.25	1,511,760	8.45
20	2,077,600	13	969,000	7	1,282,800	6.25	1,036,300	6.5	1,197,000	3.5	1,312,540	7.25
21	1,958,400	12	1,110,600	6	1,489,400	7.5	1,484,200	9.75	1,304,800	6.5	1,469,480	8.35
22	1,928,600	11	1,461,400	6	1,571,900	7.75	1,189,000	7.25	1,201,100	7.25	1,470,400	7.85
23	2,334,000	13	1,182,000	8	1,930,000	9.75	1,265,600	8.25	1,364,200	7	1,615,160	9.2
24	1,901,800	12	1,367,600	8	1,612,600	7.25	1,392,600	6.25	1,454,000	11	1,545,720	8.9
25	2,293,600	12	1,416,000	8	2,352,000	12.75	2,192,600	17	1,317,700	11	1,914,380	12.15
26	2,097,100	12	1,628,900	9	1,796,100	9	1,832,900	17.25	1,510,800	10	1,773,160	11.45
27	2,312,300	13	1,378,500	10	2,410,100	12	1,396,300	10	1,795,600	11	1,858,560	11.2
28	1,823,700	9.5	1,291,000	9	2,735,900	12.5	1,262,500	6	1,383,900	11	1,699,400	9.6
29	1,746,200	10	1,739,200	9	2,277,200	11	1,484,600	9.25	1,459,100	8.75	1,741,260	9.6
30	1,742,500	9	1,932,700	10	2,392,000	12	1,441,600	6	1,250,800	7.5	1,751,920	8.9
31	1,756,600	10	1,782,900	10	2,347,200	11.5	1,862,800	6.75	1,294,600	8.25		9.3
Total	49,867,400	305	34,732,900	206	49,497,500	258	37,250,400	276	37,333,700	231	39,927,560	254.95

Continuous data

Ma-cgw 138R Chatham, MA - 414101070011001

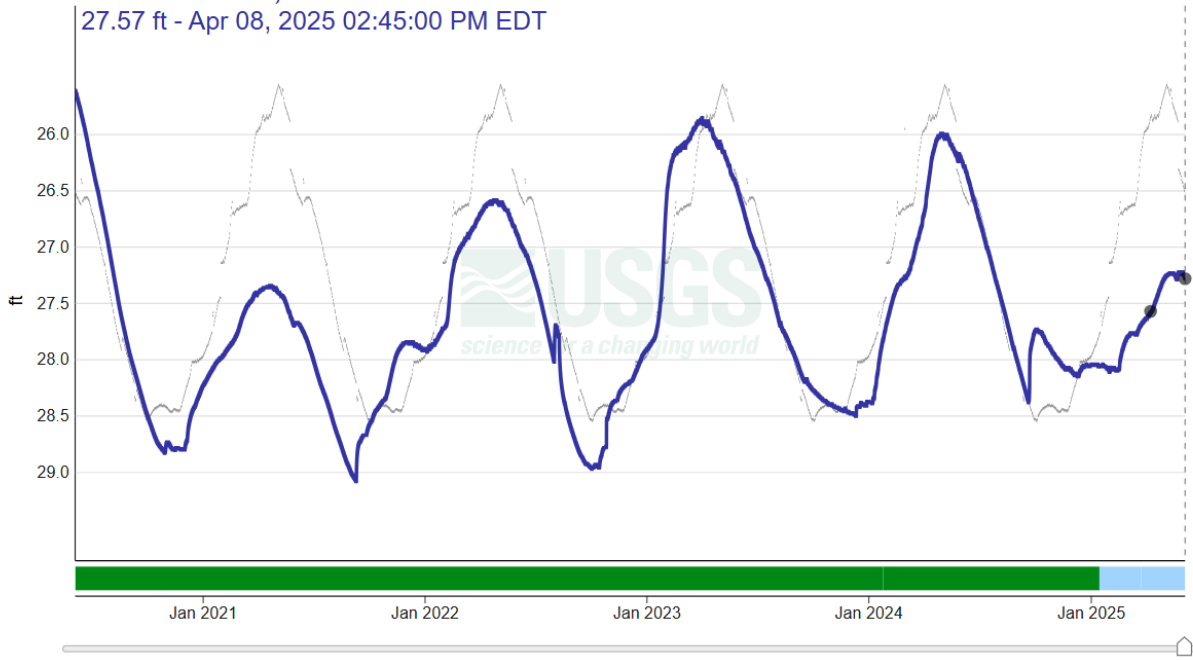
[Subscribe to WaterAlert](#)

- using custom time span -
June 4, 2020 - June 4, 2025

Depth to water level, feet below land surface

27.28 ft - Jun 04, 2025 07:30:00 AM EDT

27.57 ft - Apr 08, 2025 02:45:00 PM EDT



Continuous data

Ma-bmw 22R Brewster, MA - 414632070014901

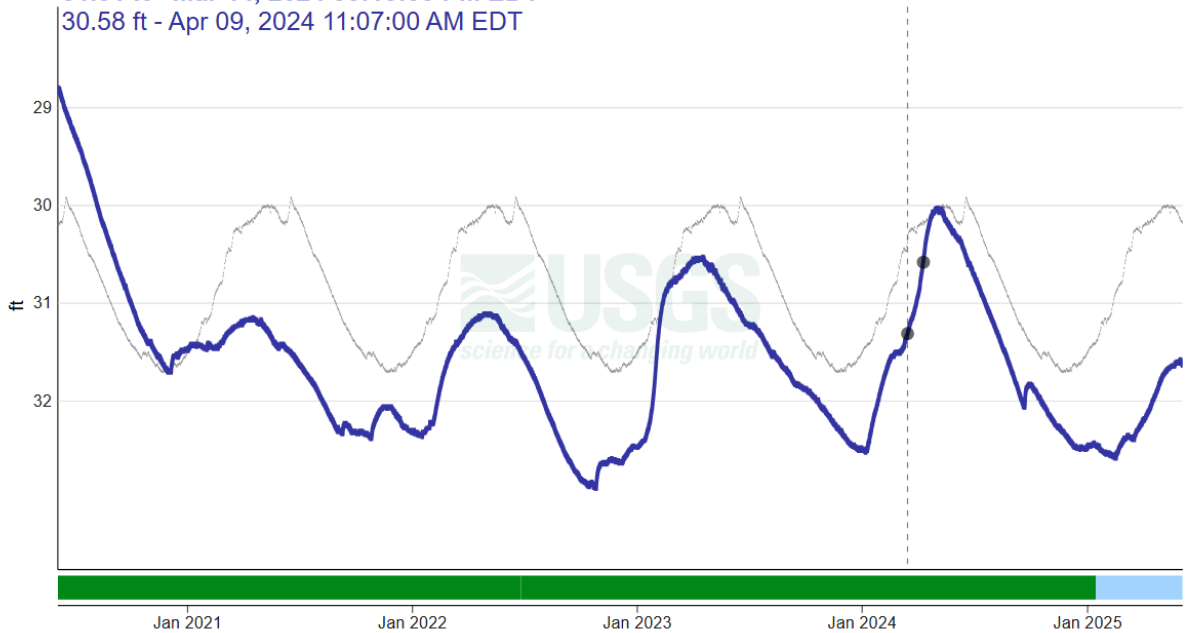
[Subscribe to WaterAlert](#)

- using custom time span -
June 4, 2020 - June 4, 2025

Depth to water level, feet below land surface

31.31 ft - Mar 14, 2024 05:15:00 PM EDT

30.58 ft - Apr 09, 2024 11:07:00 AM EDT



Drought update: The Energy and Environmental Affairs Office – Massachusetts Drought Task Force met on June 9th to discuss drought status conditions throughout Massachusetts. Discussions regarding potential changes in water conservation efforts will follow.